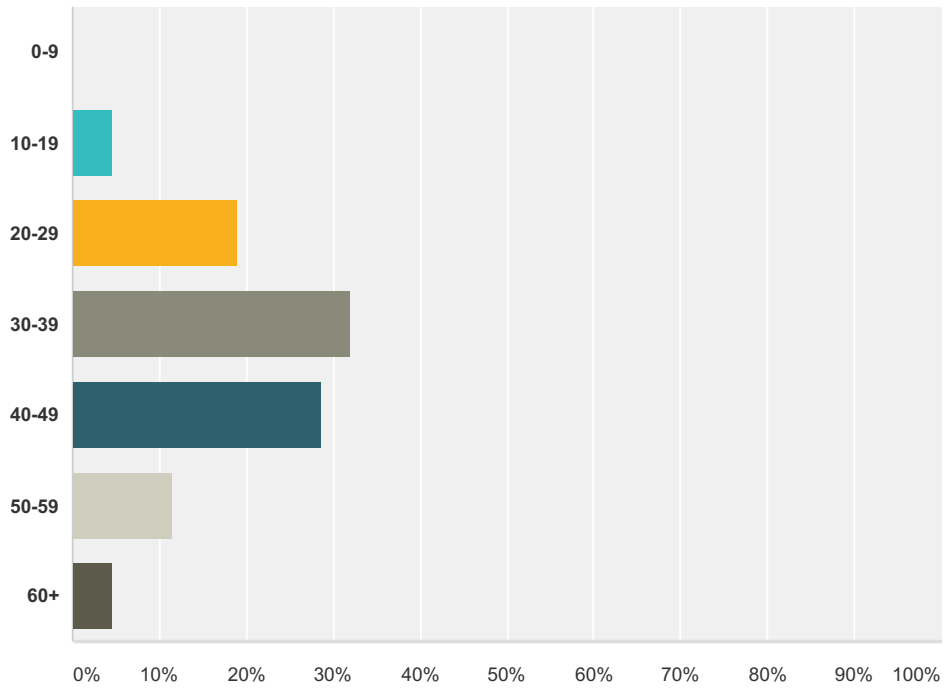


Q1 Age?

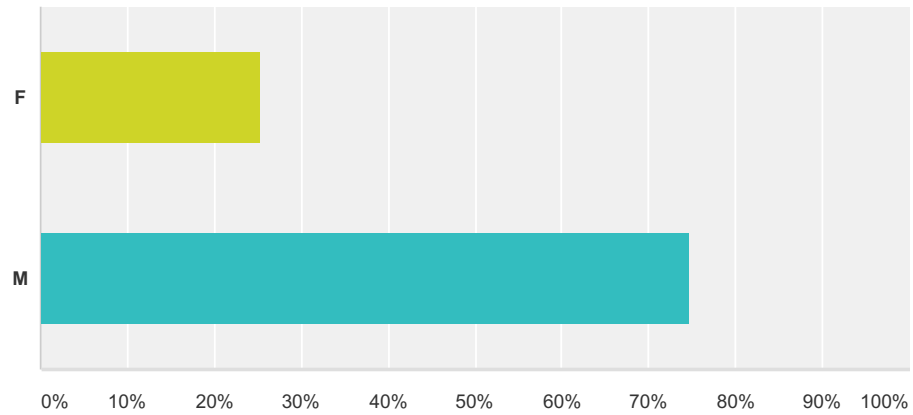
Answered: 1,026 Skipped: 0



Answer Choices	Responses
0-9	0.00% 0
10-19	4.58% 47
20-29	19.01% 195
30-39	31.87% 327
40-49	28.56% 293
50-59	11.40% 117
60+	4.58% 47
Total	1,026

Q2 Gender?

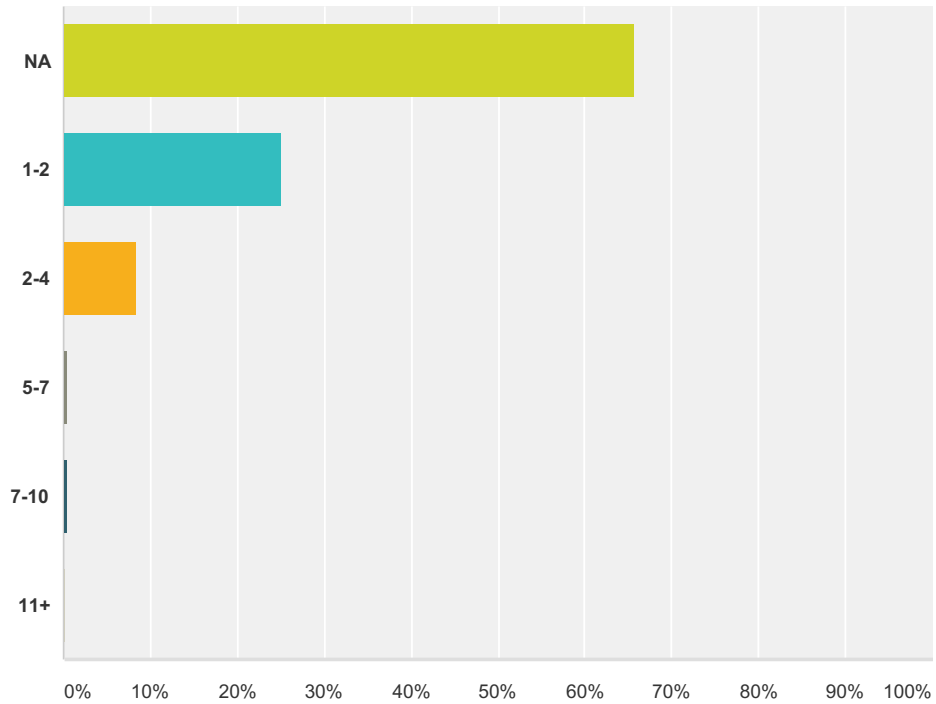
Answered: 1,026 Skipped: 0



Answer Choices	Responses
F	25.24% 259
M	74.76% 767
Total	1,026

Q3 Parents and Guardians: If you frequently ride, run or hike with your children, how many kids (and their friends) do you normally have with you?

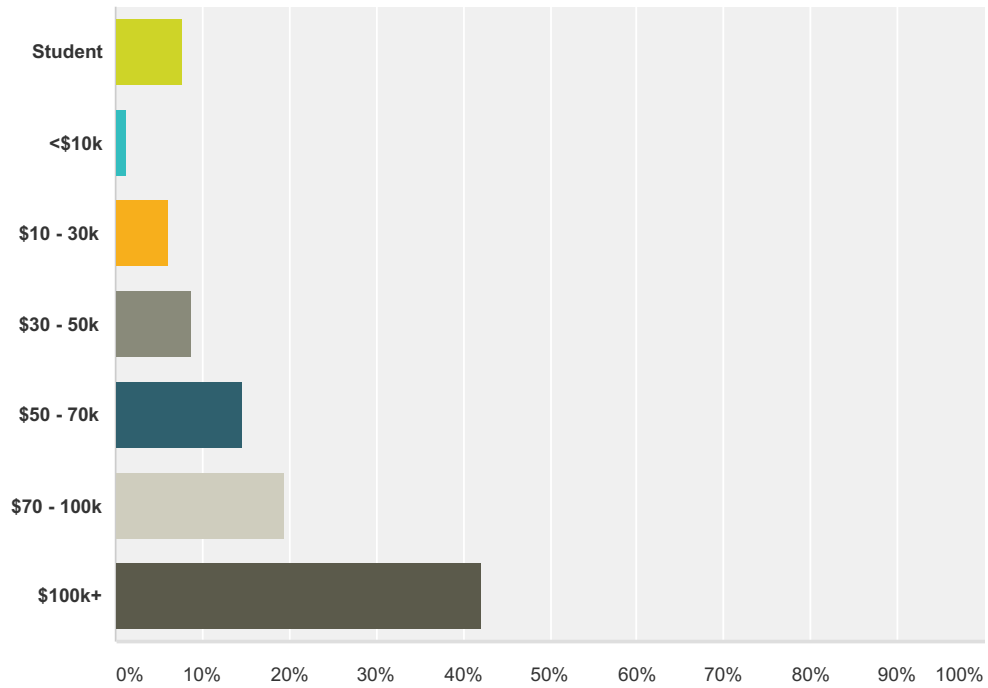
Answered: 914 Skipped: 112



Answer Choices	Responses
NA	65.86% 602
1-2	25.05% 229
2-4	8.32% 76
5-7	0.33% 3
7-10	0.33% 3
11+	0.11% 1
Total	914

Q4 Annual Family Income?

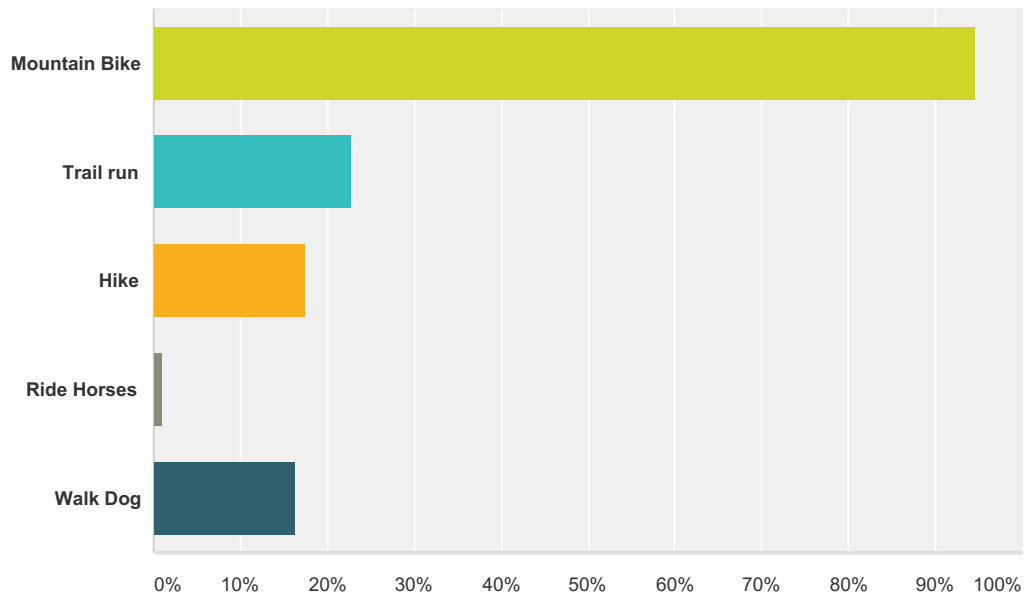
Answered: 1,026 Skipped: 0



Answer Choices	Responses
Student	7.70% 79
<\$10k	1.27% 13
\$10 - 30k	6.04% 62
\$30 - 50k	8.67% 89
\$50 - 70k	14.72% 151
\$70 - 100k	19.49% 200
\$100k+	42.11% 432
Total	1,026

Q5 Why do you visit Galbraith Mountain? (select all that apply)

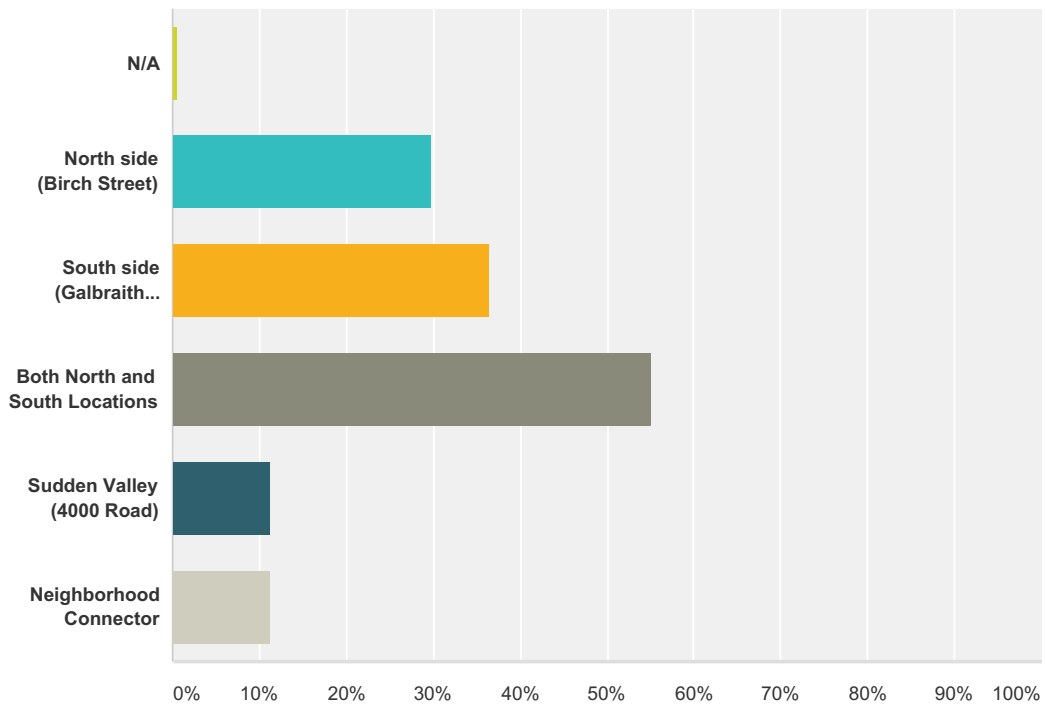
Answered: 1,026 Skipped: 0



Answer Choices	Responses
Mountain Bike	94.54% 970
Trail run	22.71% 233
Hike	17.54% 180
Ride Horses	0.97% 10
Walk Dog	16.37% 168
Total Respondents: 1,026	

Q6 Which location(s) do you typically use to access Galbraith Mt.? (select all that apply)

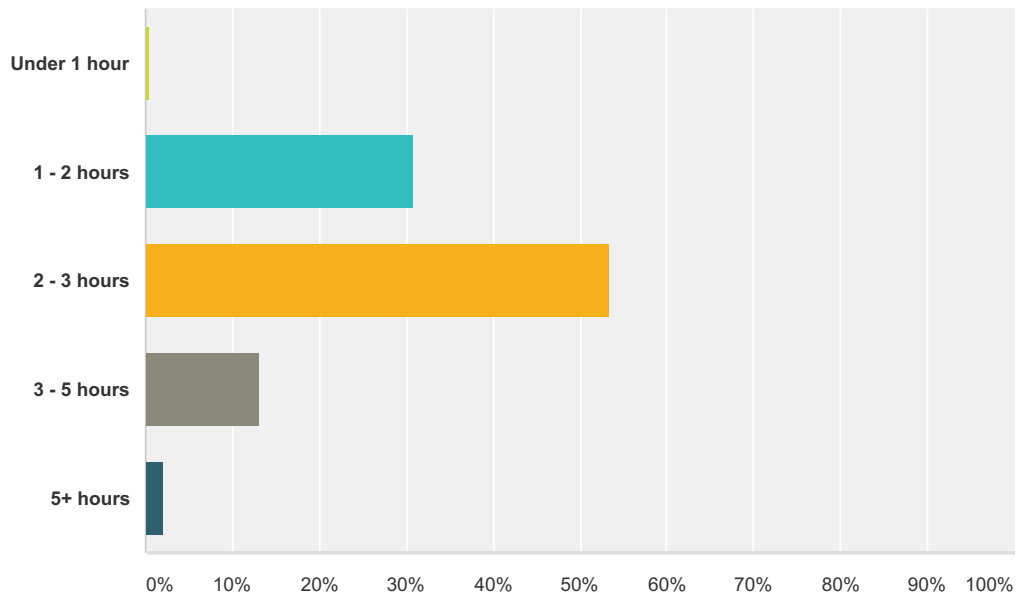
Answered: 1,026 Skipped: 0



Answer Choices	Responses
N/A	0.58% 6
North side (Birch Street)	29.92% 307
South side (Galbraith Lane)	36.55% 375
Both North and South Locations	55.07% 565
Sudden Valley (4000 Road)	11.21% 115
Neighborhood Connector	11.21% 115
Total Respondents: 1,026	

Q7 What is the average duration of your visits to Galbraith Mt.?

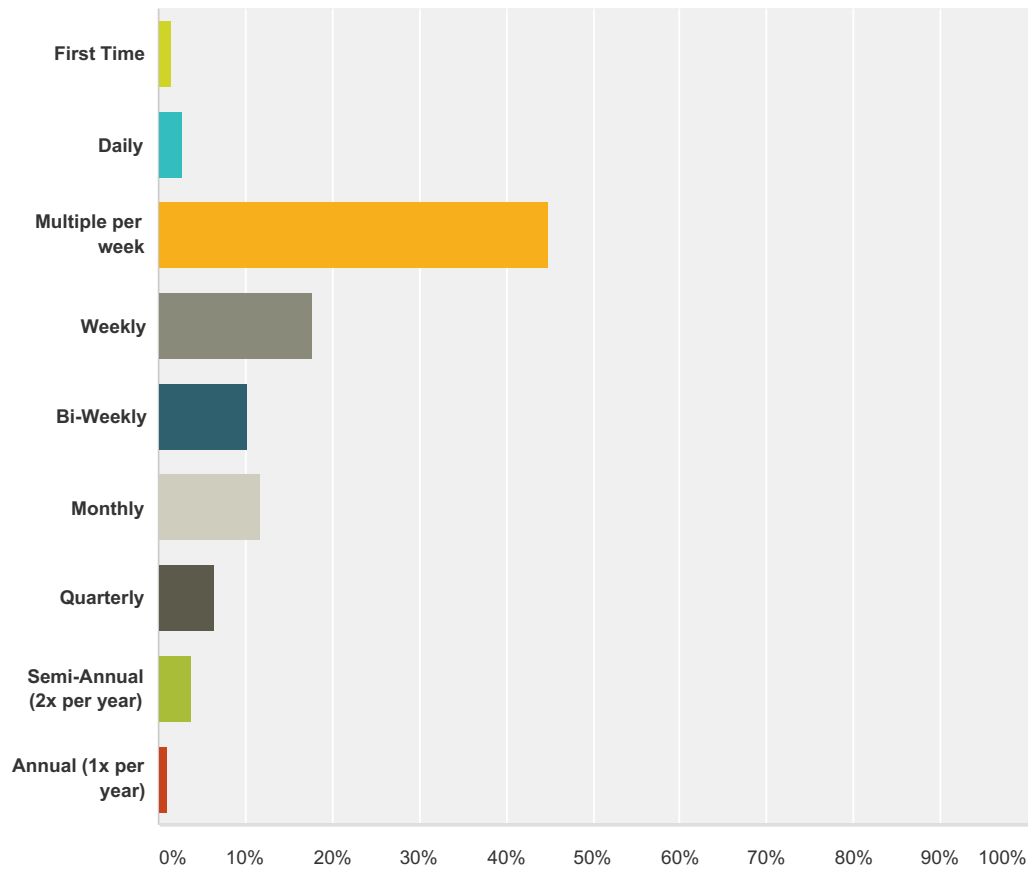
Answered: 1,026 Skipped: 0



Answer Choices	Responses
Under 1 hour	0.39% 4
1 - 2 hours	30.90% 317
2 - 3 hours	53.41% 548
3 - 5 hours	13.16% 135
5+ hours	2.14% 22
Total	1,026

Q8 What is your frequency of use on Galbraith Mt.?

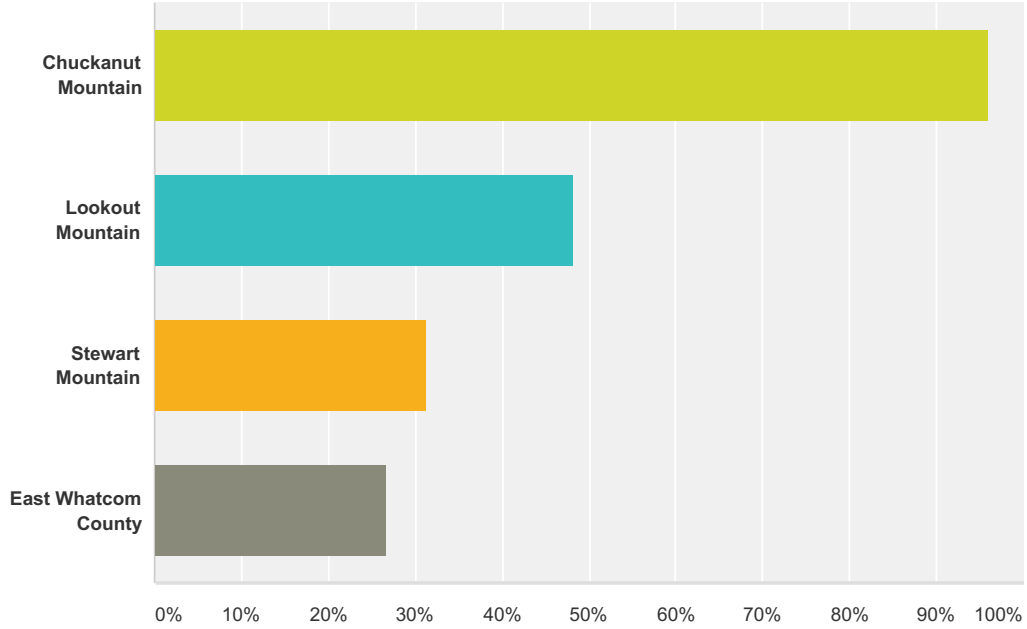
Answered: 1,026 Skipped: 0



Answer Choices	Responses	
First Time	1.36%	14
Daily	2.73%	28
Multiple per week	44.83%	460
Weekly	17.84%	183
Bi-Weekly	10.23%	105
Monthly	11.70%	120
Quarterly	6.53%	67
Semi-Annual (2x per year)	3.80%	39
Annual (1x per year)	0.97%	10
Total		1,026

Q9 What other areas do you ride mt. bikes, hike/run or ride horses in Whatcom County? (select all that apply)

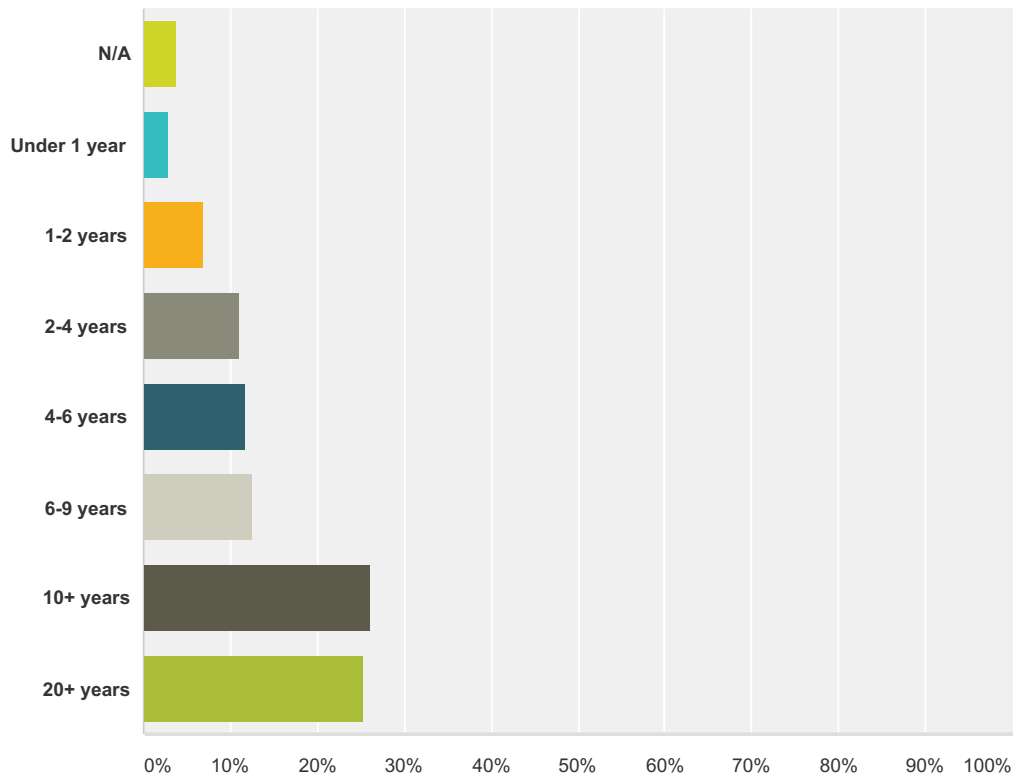
Answered: 853 Skipped: 173



Answer Choices	Responses	Count
Chuckanut Mountain	96.13%	820
Lookout Mountain	48.18%	411
Stewart Mountain	31.42%	268
East Whatcom County	26.73%	228
Total Respondents: 853		

Q10 What is your level of mountain bike experience?

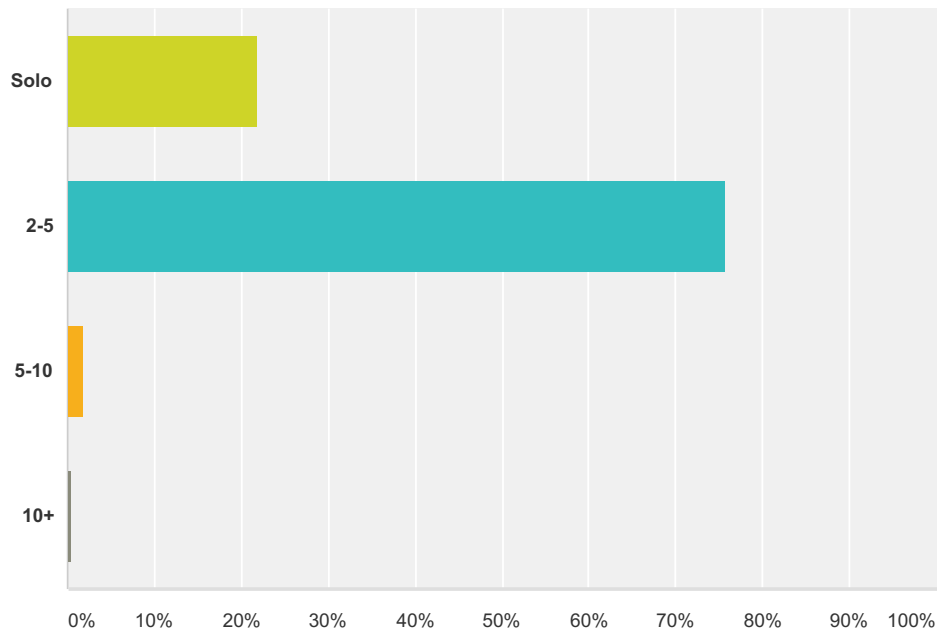
Answered: 1,025 Skipped: 1



Answer Choices	Responses	
N/A	3.71%	38
Under 1 year	2.83%	29
1-2 years	6.83%	70
2-4 years	11.02%	113
4-6 years	11.71%	120
6-9 years	12.49%	128
10+ years	26.15%	268
20+ years	25.27%	259
Total		1,025

Q11 What is the average number of people you ride, trail run, hike or ride horses with?

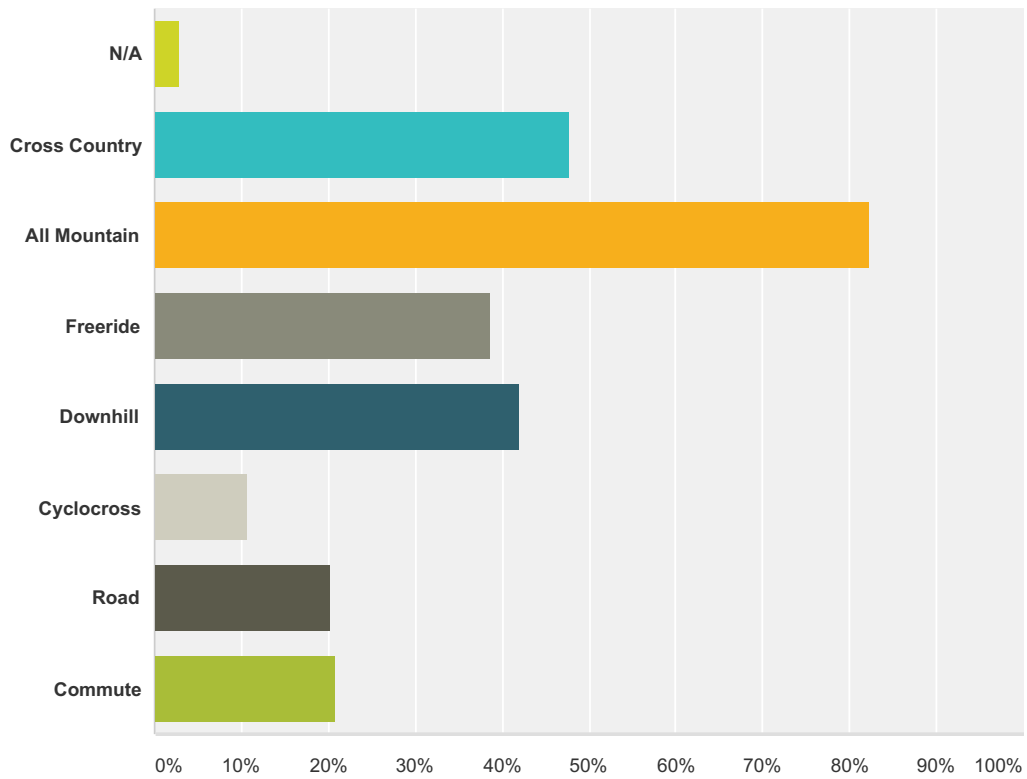
Answered: 1,026 Skipped: 0



Answer Choices	Responses
Solo	21.93% 225
2-5	75.73% 777
5-10	1.95% 20
10+	0.39% 4
Total	1,026

Q12 What are your preferred type(s) of biking? (select all that apply)

Answered: 1,026 Skipped: 0



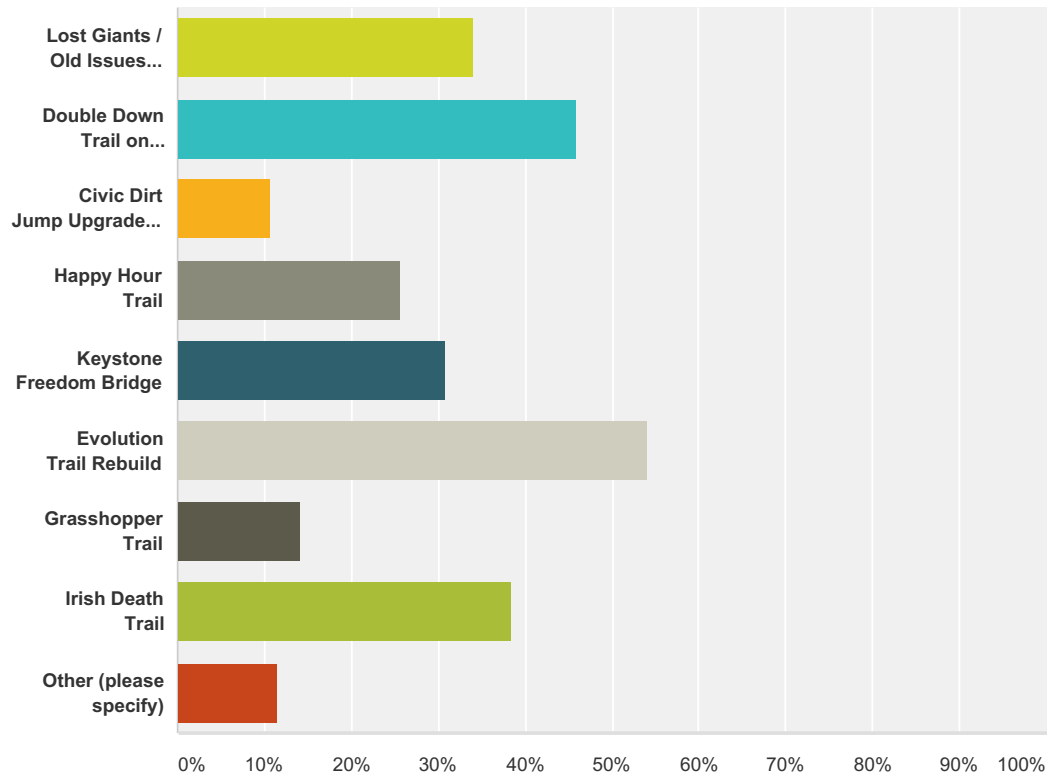
Answer Choices	Responses
N/A	3.02% 31
Cross Country	47.86% 491
All Mountain	82.26% 844
Freeride	38.69% 397
Downhill	41.91% 430
Cyclocross	10.72% 110
Road	20.27% 208
Commute	20.96% 215
Total Respondents: 1,026	

Q13 What are your favorite trails on Galbraith, Chuckanut or near Bellingham?

Answered: 815 Skipped: 211

Q14 What recent WMBC trail projects do you utilize or enjoy the most? (Check all that apply)

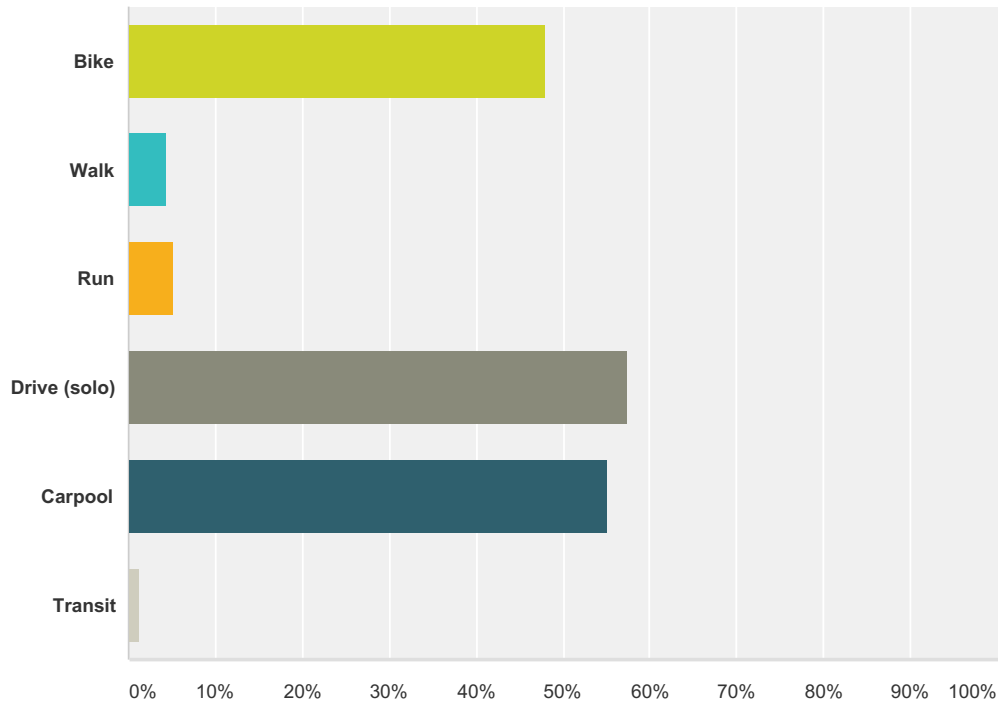
Answered: 896 Skipped: 130



Answer Choices	Responses	Count
Lost Giants / Old Issues Beginner Zone Rebuild	33.93%	304
Double Down Trail on Chuckanut Mountain	45.87%	411
Civic Dirt Jump Upgrades and maintenance	10.60%	95
Happy Hour Trail	25.78%	231
Keystone Freedom Bridge	30.80%	276
Evolution Trail Rebuild	54.13%	485
Grasshopper Trail	14.29%	128
Irish Death Trail	38.39%	344
Other (please specify)	11.38%	102
Total Respondents: 896		

Q15 What transportation methods do you use to get to Galbraith Mt. or other trails?

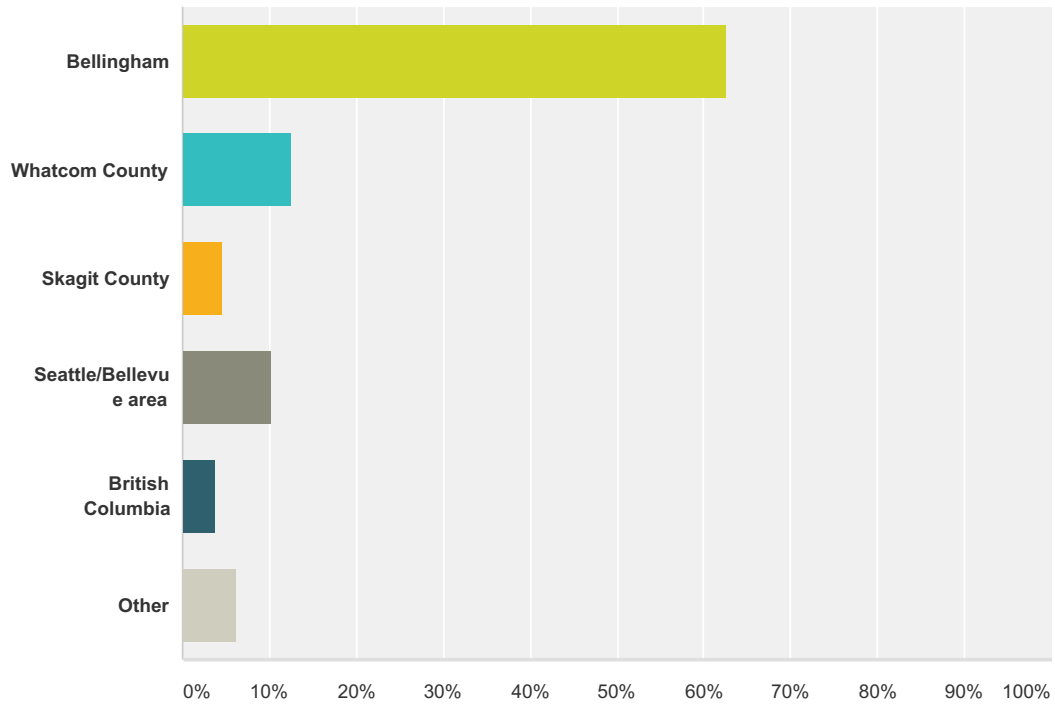
Answered: 1,026 Skipped: 0



Answer Choices	Responses
Bike	47.95% 492
Walk	4.29% 44
Run	5.17% 53
Drive (solo)	57.41% 589
Carpool	55.17% 566
Transit	1.27% 13
Total Respondents: 1,026	

Q16 Where do you reside?

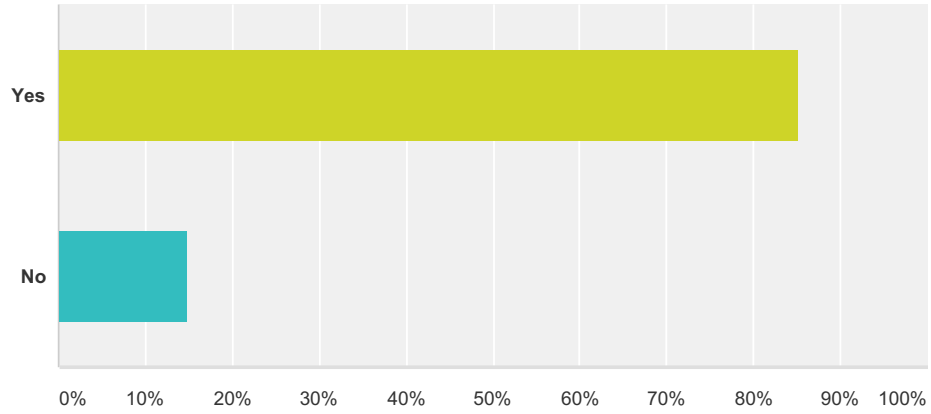
Answered: 1,026 Skipped: 0



Answer Choices	Responses
Bellingham	62.67% 643
Whatcom County	12.48% 128
Skagit County	4.58% 47
Seattle/Bellevue area	10.33% 106
British Columbia	3.70% 38
Other	6.24% 64
Total	1,026

Q17 While recreating on Galbraith or on other trails, have you frequented bike shops or other specialty retailers in or near Bellingham in the past year?

Answered: 249 Skipped: 777



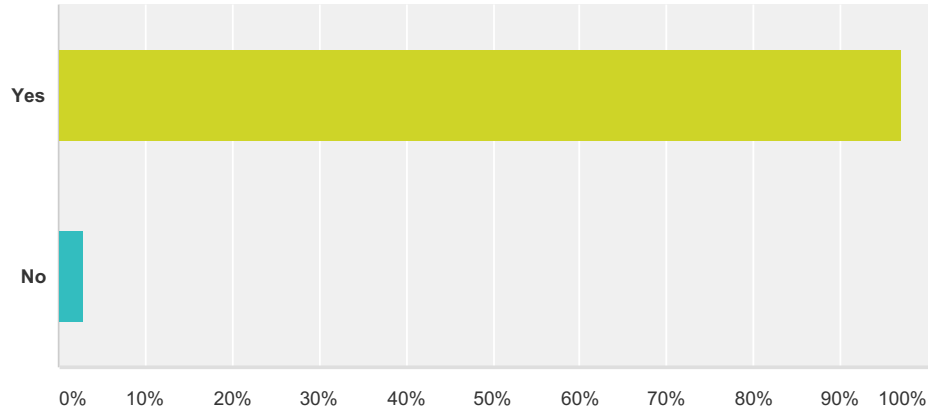
Answer Choices	Responses
Yes	85.14% 212
No	14.86% 37
Total	249

Q18 If yes, can you name the bike shops or other specialty retailers you've visited as part of recreating near Bellingham?

Answered: 188 Skipped: 838

Q19 While recreating on Galbraith or other Bellingham trails, do you frequent other types of businesses near Bellingham?

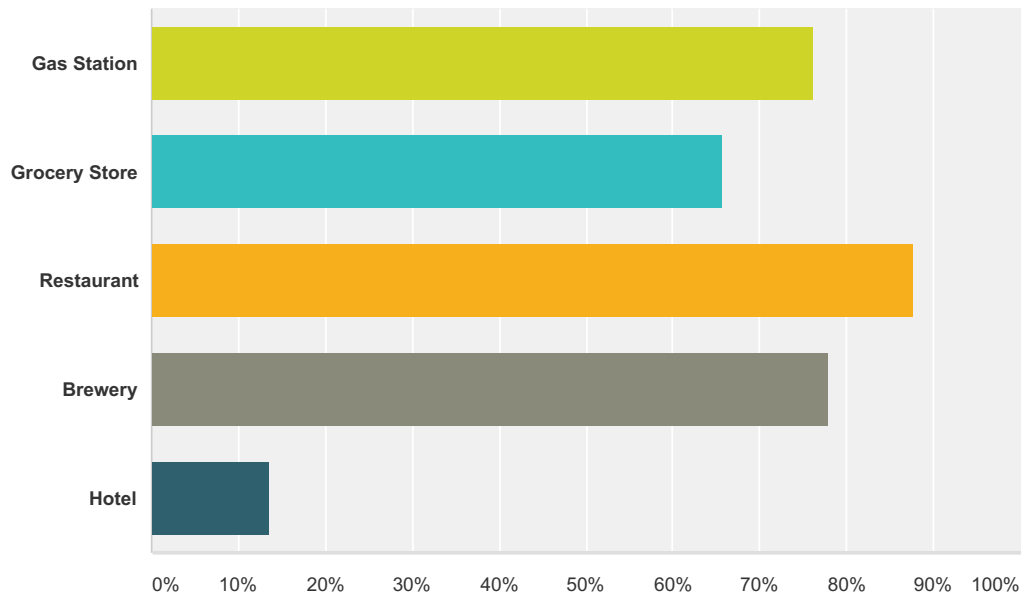
Answered: 248 Skipped: 778



Answer Choices	Responses
Yes	97.18% 241
No	2.82% 7
Total	248

Q20 If yes, what kind of businesses do you frequent?

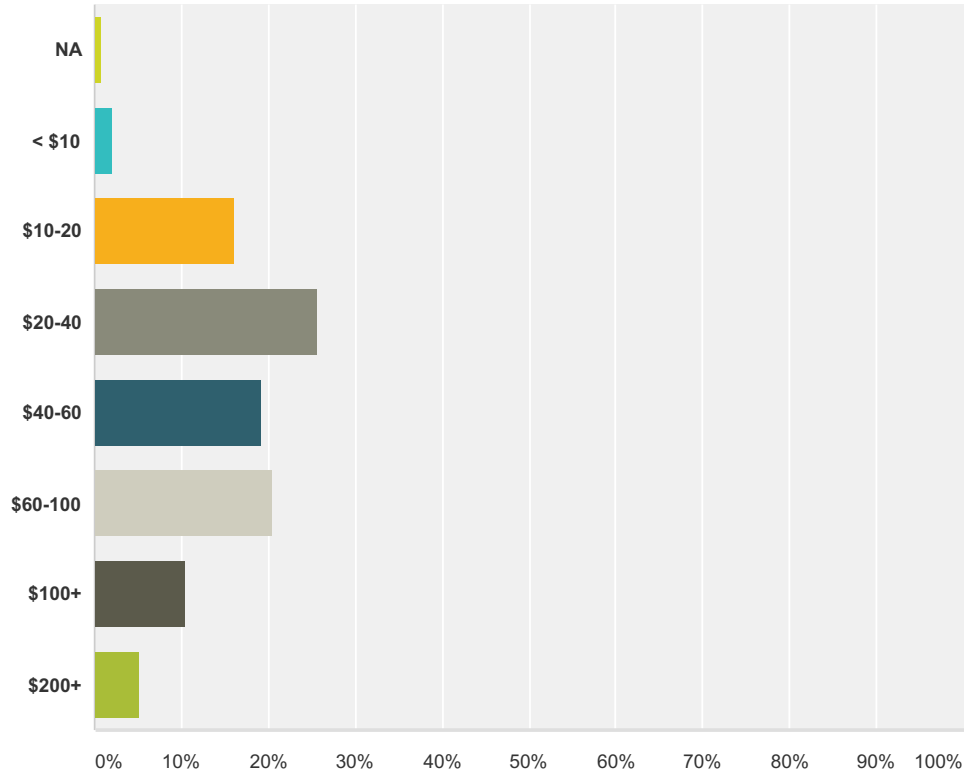
Answered: 243 Skipped: 783



Answer Choices	Responses
Gas Station	76.13% 185
Grocery Store	65.84% 160
Restaurant	87.65% 213
Brewery	77.78% 189
Hotel	13.58% 33
Total Respondents: 243	

Q21 Can you estimate your typical spend amount when in Bellingham for a mountain bike ride, hike or trailrun?

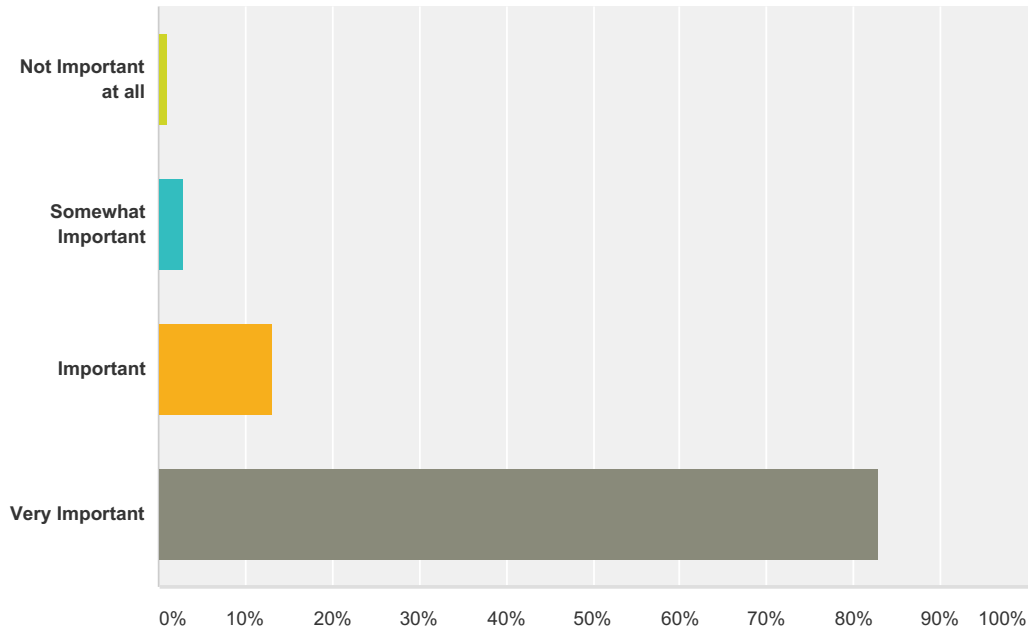
Answered: 249 Skipped: 777



Answer Choices	Responses
NA	0.80% 2
< \$10	2.01% 5
\$10-20	16.06% 40
\$20-40	25.70% 64
\$40-60	19.28% 48
\$60-100	20.48% 51
\$100+	10.44% 26
\$200+	5.22% 13
Total	249

Q22 If you are a long-time resident of Whatcom County, what role does access to trails and recreation play in your decision to stay in our area.

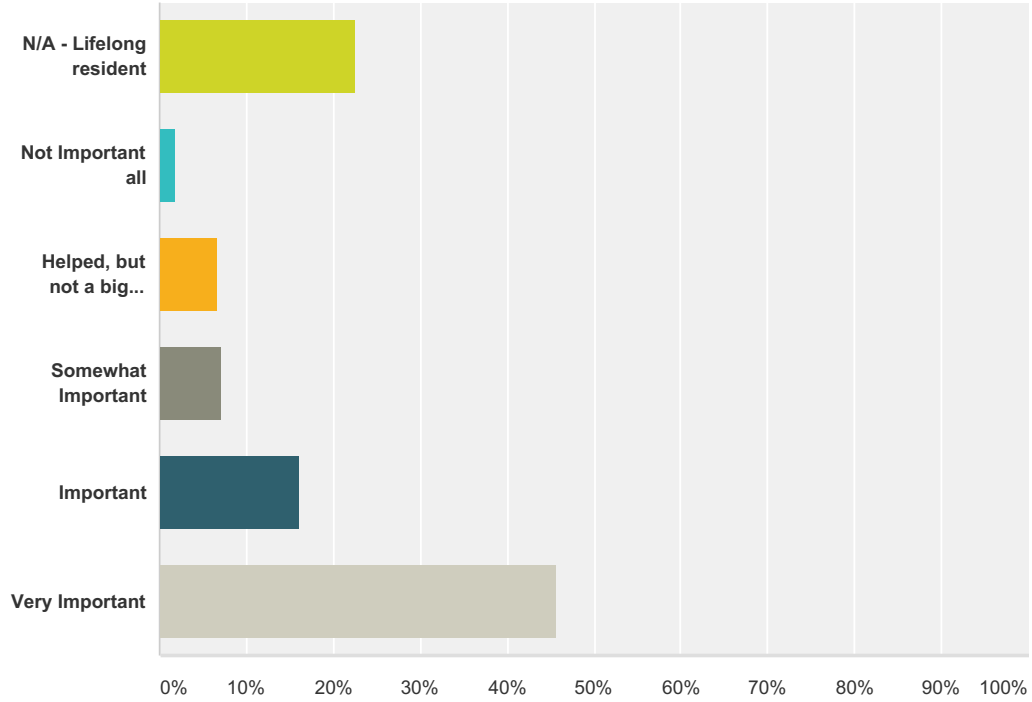
Answered: 705 Skipped: 321



Answer Choices	Responses
Not Important at all	0.99% 7
Somewhat Important	2.98% 21
Important	13.19% 93
Very Important	82.84% 584
Total	705

Q23 If you moved to Whatcom County from elsewhere, what role did having trail access near your home play in that decision?

Answered: 713 Skipped: 313



Answer Choices	Responses	
N/A - Lifelong resident	22.58%	161
Not Important all	1.96%	14
Helped, but not a big factor	6.59%	47
Somewhat Important	7.01%	50
Important	16.13%	115
Very Important	45.72%	326
Total		713

Q24 If access to trails and recreation played a factor in your decision to move or stay in Whatcom County, can you tell us more about why that's important to you.

Answered: 474 Skipped: 552

Q25 Help the WMBC become a better organization by providing us with any additional feedback or comments.

Answered: 386 Skipped: 640